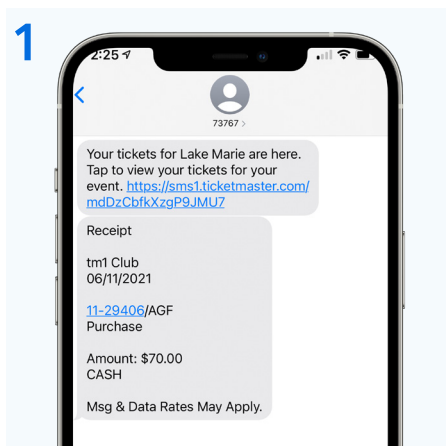


ticketmaster

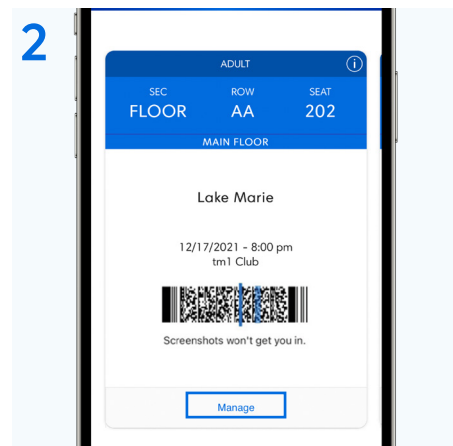
How to Save Digital Tickets Purchased at the Box Office to your Ticketmaster Account.

Your tickets have been delivered as Ticketmaster SafeTix. Screen shots of your tickets will **NOT** be accepted.

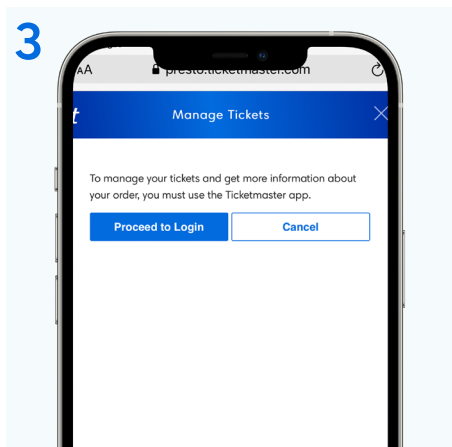
Easily access tickets you've purchased through the Box Office by saving them to your Ticketmaster account.



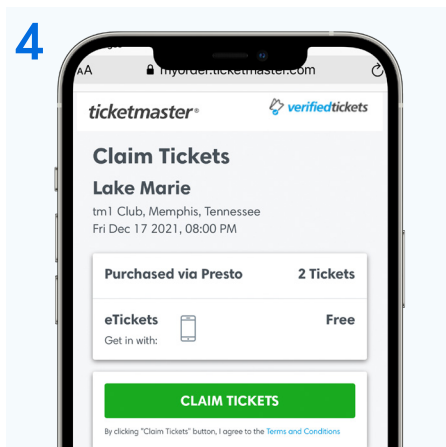
1 Tap the link in the SMS (text) message or email you received after purchasing tickets from the Box Office. **This must be done on a mobile device.**



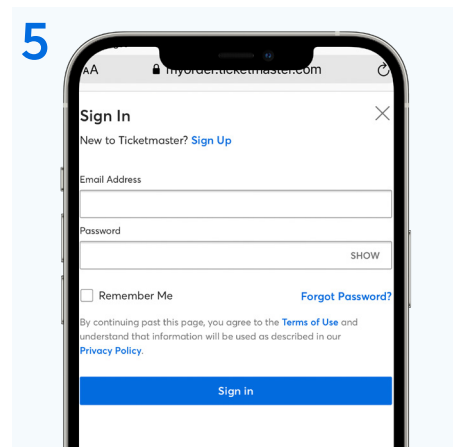
2 Once your tickets appear, tap **Manage** below the barcode.



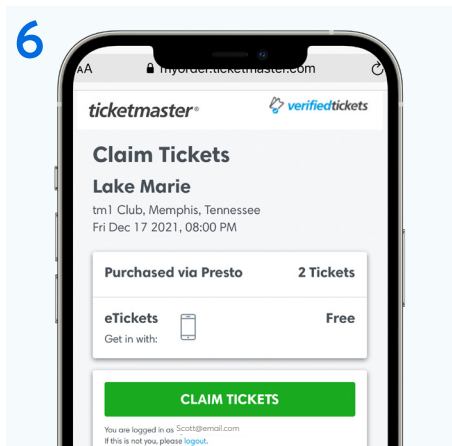
3 Tap **Proceed to Login**.



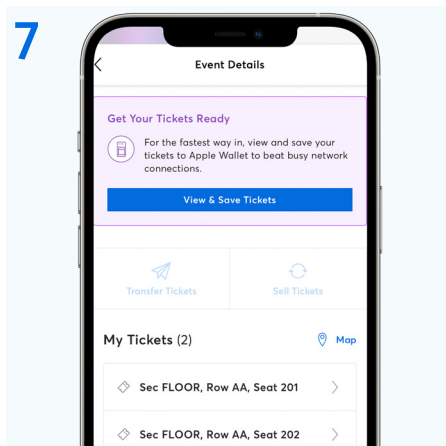
4 Tap **Claim Tickets**. If you're not signed into your Ticketmaster account. You'll be prompted to sign in.



5 If prompted, sign into your Ticketmaster account. If you don't have one, tap the sign up link to create one.



6 Once signed in, tap **Claim Tickets**.



7 The tickets are now in your Ticketmaster account under **My Tickets**.

You're all set!

Remember, screen shots of your tickets will **NOT** be accepted.

Tip: Saving tickets to your wallet from the Ticketmaster in advance makes it even easier to access your tickets when you arrive at the venue.